



INFORMATION SESSION

Administrative procedures for international students



Summary

- Visa procedure
 - Accomodation
- Prior to your departure in France*
- Bank
 - Health insurance and mutuelle
 - CAF
 - French summer course
 - Agenda
- Upon arrival in France*

Prior to your departure in France

Visa

- Contact Campus France office in your country
- Register on “**Etudes en France**” platform and upload the necessary documents if your country of residence is one of the 44 affected by “Etudes en France” procedure. Campus France will verify your visa application file before submitting it to the French consulate.
- Make sure your passport is valid for the entire period of your stay in France.
- Original birth certificate (translated in French), carried out by a sworn translator
- The **VLS-TS** is equivalent to a French residence permit that allows you to stay in France for one whole year. Within the first 3 months of your arrival, you need to validate your visa on <https://administration-etrangers-en-france.interieur.gouv.fr/particuliers/#/>

Accomodation

<https://www.telecom-paris.fr/en/campus/campus-life/housing-and-dining>

- Residences « Guichet Unique » « One-stop shop »
(will open on June 15th)
- Cité universitaire (contact: logement@telecom-paris.fr)
- Crous Cachan (contact: logement@telecom-paris.fr)
- Ecla Residence (contact: logement@telecom-paris.fr)
- Sciences Accueil / Herberjeunes

<https://www.science-accueil.org/en/request-services/>

<https://www.heberjeunes.fr/>

Upon arrival in France

Step 1 : Open your French bank account

Required documents

- passport + accomodation proof (in France)
- student card or enrollment certificate for special offers dedicated to students

The bank will give you a RIB (bank details) which is necessary for other administrative procedures.

Step 2 : Validation of your VLS-TS visa

- Your student long stay visa (VLS-TS) should be validated by the OFII (*French immigration and integration office*) within the first 3 months after arrival in France.

Procedures to follow on : <https://administration-etrangers-en-france.interieur.gouv.fr/particuliers/#/>

NB: Tax to pay: 60€

At the end of the process you'll receive a certificate of validation of your VLS TS visa as your French residence permit.

Step 3 : HEALTH INSURANCE

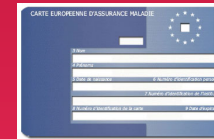
All students registered to the French higher education must have a health insurance during their stay in France.

You'll find below several options regarding your situation/nationality and application procedures.



Case 1 : European students (UE)

- You need a European health insurance card, valid for the whole duration of your studies in France.



- **/!** It's not a full coverage of your medical expenses in France though. Which means that you have to pay in advance the medical expenses then ask for a refund. Private health insurance is recommended for a better coverage.
- In the absence of a European health insurance from your country, you have to join the French public health system (refer to Case 2).

Case 2 : International students (non UE citizens), First year in the French higher education

Application to the French public health insurance (Sécurité Sociale) is free and compulsory. Visit <https://etudiant-etranger.ameli.fr/#/>

Upload the documents

- "Proof of registration for the current academic year" = enrollment certificate
- "Proof of identity" = first page of the passport
- "A student visa" = visa page of the passport
- "A vital record" = birth certificate
- "A residency permit" = OFII validation of your VLS TS student visa
- "RIB " = details of your French bank account

You'll acquire a temporary Sécurité Sociale certificate.

Apply to etudiant-etranger.ameli.fr as soon as you have your RIB

To do list :

- INDICATE YOUR FULL NAME ON YOUR MAILBOX :
Multiple documents to be received by post.
- Few weeks after registration on etudiant-etranger.ameli.fr, you'll receive your definitive certificate with the procedure to follow to create your personal account and receive your « *carte vitale* », the social security card.
- Students affiliated to Sécurité Sociale should declare a general practitioner (« "[déclaration de choix de médecin traitant](#)" »). If not, you'll only receive a 30% instead of 70% refund of your medical consultations expenses.



Step 4: “MUTUELLE” = complementary health insurance

- The Sécurité Sociale partially (15-80%) covers your medical expenses but can be completed by a subscription to a *mutuelle*.
- Reliable mutuelle providers for students : [LMDE](#) and [HEYME](#), offer different packages from 10€ to 50€ per month.
- /!\ Annual rather than monthly subscription to a mutuelle (for the whole academic year) is advisable.



Social security = free and compulsory

Mutuelle = not compulsory but highly recommended

Step 5: CAF (Caisse d'allocations familiales)

- International students are eligible to a housing allowance called « *aide au logement* » provided by the CAF.
- Living in a student residence gives you the possibility to ask for the aide au logement.
- Check on [CAF.fr](https://www.caf.fr) for more details.



CVEC (Contribution vie étudiante et campus)

- A tax known as the Student and Campus Life Contribution “intended for the promotion and improvement of student welcome and integration, social support, medical services, cultural and sports activities, and also for the support of student-oriented work related to disease prevention and education”.
- Paying the CVEC is a compulsory step when you enroll in a French higher education institution : A fixed amount of €92 for 2021-2022 academic year. <https://cvec.etudiant.gouv.fr/>
- Your CVEC certificate must be submitted to Telecom Paris at the moment of your enrollment.

Liability insurance or “assurance responsabilité civile”

- The liability insurance is covers you in case of accident
- It can be included in a mutuelle, a housing or a car insurance.

possibility to sign up independently with an insurance company for [less than 20€/year](#).

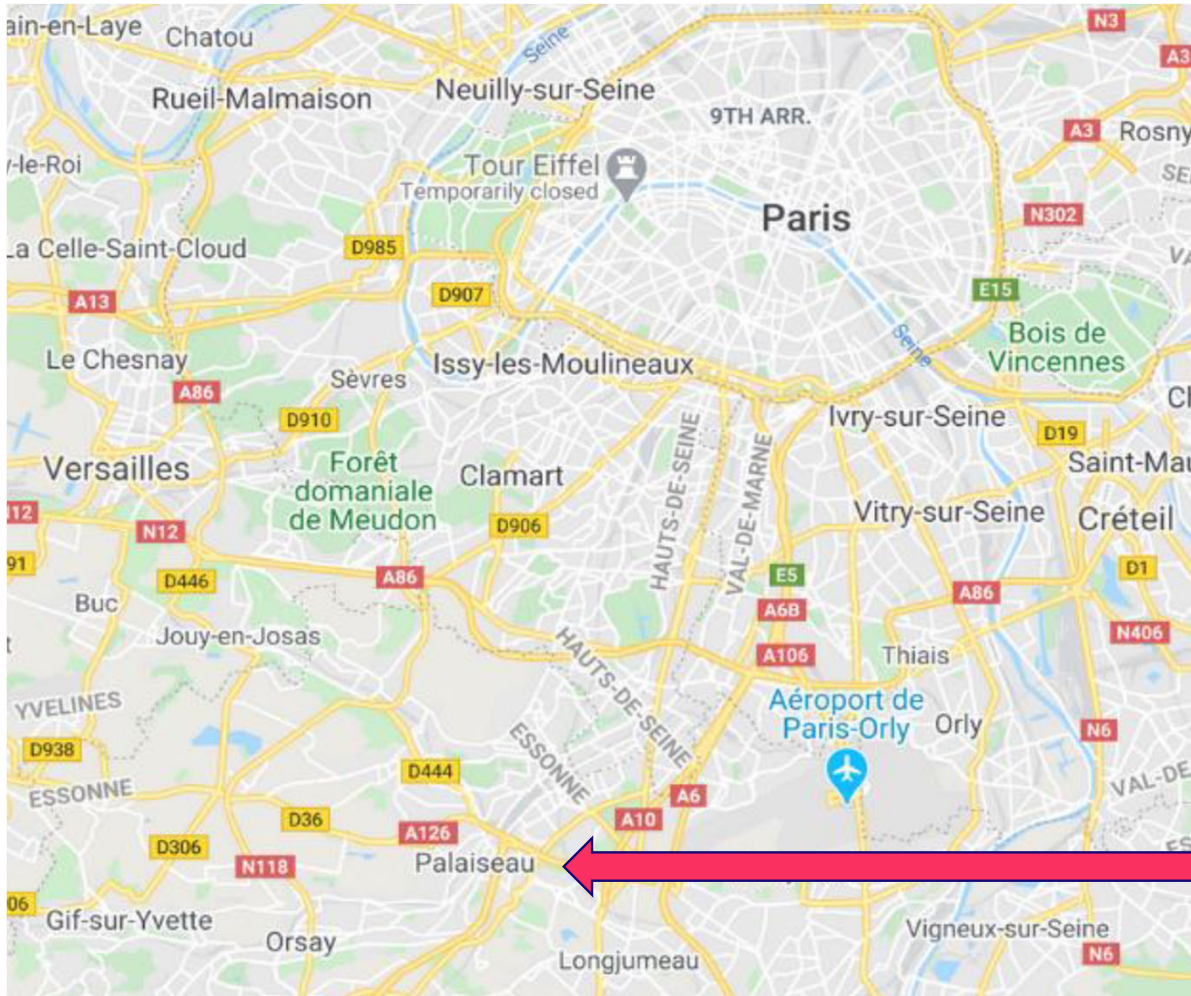
MAP to reach the campus

PUBLIC TRANSPORTATION:

Download the **RATP**, **vianavigo** or **citymapper** app on your mobile to search for transit routes, timetables, etc.

To purchase your transportation card (“carte Navigo”), visit:
www.iledefrance-mobilites.fr/titres-et-tarifs/liste?d=forfaits





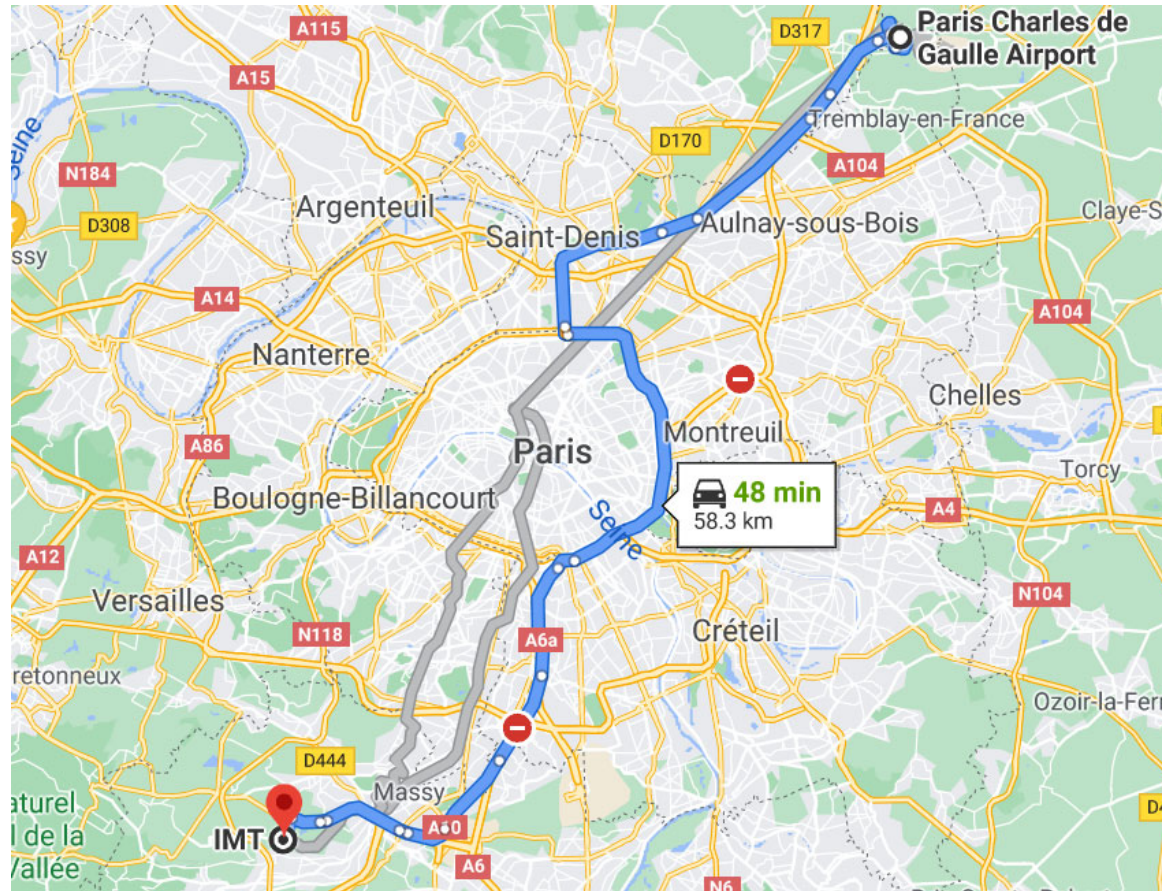
*Telecom Paris' Campus
situated on the
plâteau de Saclay,*

*City of Palaiseau
(southwest of Paris)*

Essonne Department

From CDG Airport (Paris Roissy Charles De Gaulle)

Commuting time : +1 hour





Take RER B towards Saint-Rémy-lès-Chevreuse or Massy-Palaiseau or Orsay Ville (avoid Robinson)

- Option 1 : Get off at Massy-Palaiseau then take bus TransEssonne 91.06 or 91.10 (until “Palaiseau Campus”)
- Option 2 : Stay in RER B and get off at Lozère station where you can reach Telecom Paris by foot (follow Ecole Polytechnique sign)

***NB:** Unavoidable high stairs to climb could be uncomfortable with heavy luggage!*





French Summer Course

With Cavilam

Duration: 6 weeks from **July 19th 2021** (*from July 19th until August 27th*) for levels below B2,
Otherwise 4 weeks from **August 2nd 2021** (*from August 2nd until August 27th*)

Price: € 1,245.60 for 6 weeks or € 830.40 for 4 weeks
(20-hours teaching per week, online or face-to-face mode)
+ € 192.5 per week for an accommodation with a host family, half-board
(in case of a face-to-face teaching mode).

Place: (if face-to-face teaching mode): **Cavilam - Alliance Française de Vichy.**
Language center located in Vichy, 3.30 hours from Paris by train
www.cavilam.com

Online teaching mode if it is impossible to come to France (Depending on the regulations in force linked to the health situation in France or in your country).



Agenda

- **JULY 6th: Second webinar on French as a Foreign Language**
- **JULY 19th / AUGUST 2nd: Start French summer training**
- **AUGUST 28th until SEPTEMBER 1st: Orientation Weekend**
- **SEPTEMBER 3rd: 10AM Administrative and pedagogical registration**
- **SEPTEMBER 6th: 6PM « Rentrée solennelle »**
- **SEPTEMBER 7th: Information sessions**
- **SEPTEMBER 10th: Beginning of classes (beginning of First Semester)**
- **SEPTEMBER 8th & 9th : ecological and social transition workshops (compulsory)**
- **SEPTEMBER 10th: Beginning of classes**
- **FEBRUARY 11th: End of first semester**

Useful Links:

<https://preparationdepart2020.wp.imt.fr/>

<https://www.telecom-paris.fr/fr/div/rentree-scolaire>